

3000-4000 Controller Menu Trees

FQGLA-T SERIES FILTERQUICK GAS FRYERS

FQ4000 Menu Summary Trees














FQ4000 Menu Tree General Market/Burger King

Reflected below are the major programming sections in the FQ4000 and the order in which the headings will be found in the controller.




Filtration Menu

- Quick Filter
- Clean and Filter (with OQS)
- OQS-Filter
- Dispose
- Fill Vat from Pan
- Fill Vat from Bulk (Bulk Only)
- Pan to Waste (Bulk Only)
- Drain to Pan
- Clean
- Polish

Home Button

- Crew Mode (Cooking Mode) 
- Menus (1650) 
 - Create New
- Recipes (1650) 
 - Product Name
 - Temp 
 - Cook Time 
 - Sensitivity 
 - Hold Timer 
 - Shake 1 
 - Shake 2 
 - Filter 
- Settings 
 - Manager (1656) 
 - Language
 - Primary
 - Secondary
 - Date & Time
 - F° to C° / C° to F° (Toggles Temperature Scale)
 - Sound
 - Volume
 - Tone
 - Filter Attributes
 - Filter After (Cooks)
 - Filter Time (Hours)
 - Filter Off Time
 - Filtration Off Settings
 - Clean (Cold/Hot)
 - Energy Savings (Enabled, Temperature, Time)
 - Lane Assignments (# of Baskets)
 - Brightness
 - Screen Saver
 - Alarm Attributes
 - Shake Alarm Mode (Auto / Manual)
 - Hold Alarm Mode (Auto / Manual)
 - Alarm Timer (Shake Timer / Hold Timer)
 - Temperature
 - Oil Dragout
 - Basket Lift
 - Service (3000) 
 - Locale (CE / Non-CE)
 - Energy Type (Gas / Electric)
 - Vat Type (Full / Split)
 - Basket Configuration
 - Oil System Type (JIB / Bulk)
 - Waste Oil (None / Bulk/Front Dispose)
 - Auto Top Off Vat (On / Off)
 - ATO Delay Time
 - ATO Type (Auto, Push Button, Both)
 - Filtration Time Settings
 - OQS Setup
 - OQS (Enable/Disable)
 - Oil Type (Oil Curve)
 - Display Type (Number/Text)
 - Discard Now (TPM Value)
 - Discard Soon (TPM Offset Value)
 - Dispose Delay Timer
 - Basic Auto Filter (Enable/Disable)

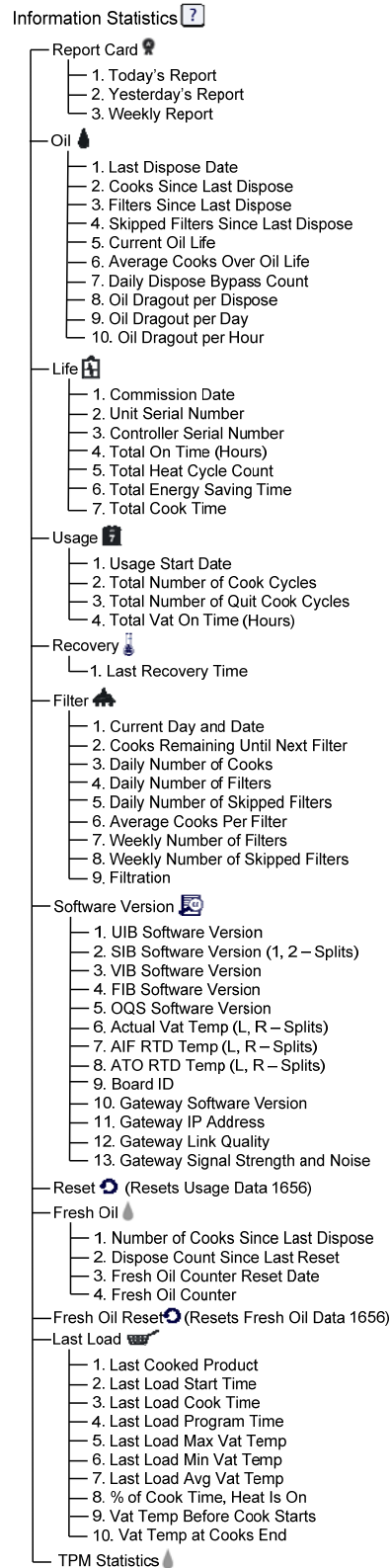
Service

- Manager (1656) 
 - E-Log
 - Passcode Setup
 - USB Menu Operation
 - Copy Menu from USB to Fryer
- Service (3000) 
 - Manual Filtration
 - Password Reset
 - Tech Modes
 - Resets
 - Factory Menu (Resets Product Recipes)
 - Bad CRC (Resets Alert)
 - Recovery Fault Call Service (Resets Alert)
 - Reset Factory Resets (Resets to Factory Default)
 - Reset Report Card (Resets Report Card)
 - Toggle to Select
 - F° to C° / C° to F° (Toggles Temperature Scale)
 - Filter Pad Time Setup
 - Clear Statistics
 - Filter Stats Data (Clears Filter Stats)
 - E-Log (Clears E-Log Errors)
 - Software Upgrade
 - Vat Tuning (Engineering only)
 - Component Check (9000)
 - Blower
 - Demo Mode
 - FIB Reset 1
 - FIB Reset 2
- Crew 
 - Hi-Limit Test



FQ4000 Information Statistics Menu Tree General Market/Burger King

Reflected below are the information statistics in the FQ4000 and the order in which the headings will be found in the controller.



FQ4000 Menu Tree Taco Bell

Reflected below are the major programming sections in the FQ4000 and the order in which the headings will be found in the controller.

Filtration Menu

- AM Long Filter and OQS
- PM Short Filter and OQS
- OQS-Filter
- Dispose
- Fill Vat from Pan
- Fill Vat from Bulk (Bulk Only)
- Pan to Waste (Bulk Only)
- Drain to Pan
- Clean

Home Button

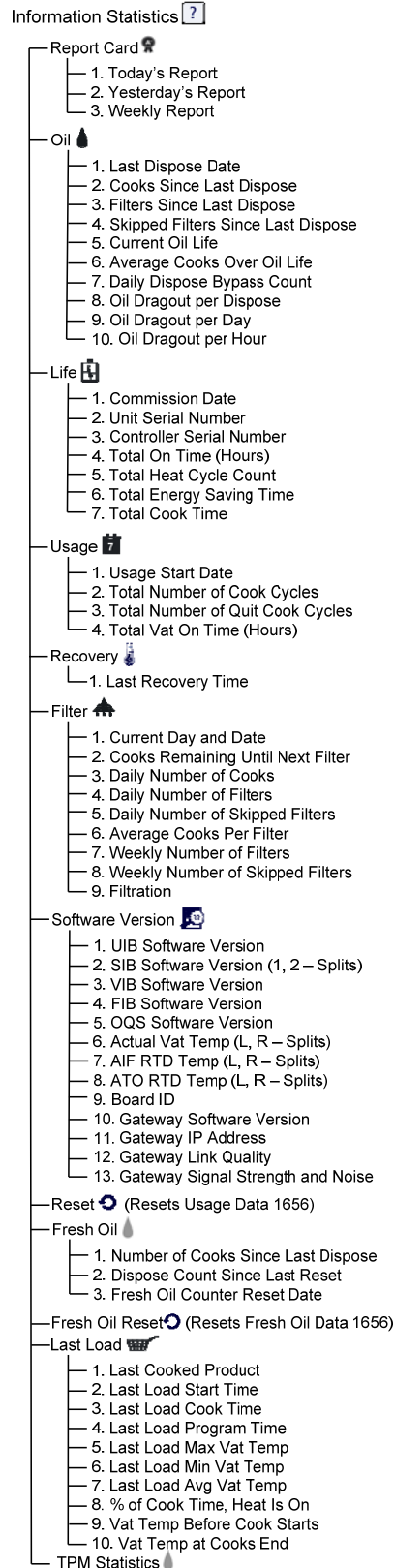
- Crew Mode (Cooking Mode)
- Menus (1650)
 - Create New
- Recipes (1650)
 - Product Name
 - Temp
 - Cook Time
 - Basket Lift
 - Sensitivity
 - Shake 1
 - Shake 2
 - Filter
 - Drain Timer
 - Hold Timer
- Settings
 - Manager (1656)
 - Language
 - Primary
 - Secondary
 - Date & Time
 - F° to C° / C° to F° (Toggles Temperature Scale)
 - Sound
 - Volume
 - Tone
 - Filter Attributes
 - Filter After (Cooks)
 - Filter Time (Hours)
 - Filter Off Time
 - Filter Off Settings
 - Clean (Cold/Hot)
 - AM Long Filter Time
 - AM Long Filter Delay Timer
 - PM Short Filter Time
 - PM Short Filter Delay Timer
 - Energy Savings (Enabled, Temperature, Time)
 - Lane Assignments (# of Baskets)
 - Brightness
 - Screen Saver
 - Alarm Attributes
 - Shake Alarm Mode (Auto / Manual)
 - Drain Alarm Mode (Auto / Manual)
 - Hold Alarm Mode (Auto / Manual)
 - Alarm Timer (Drain Timer / Hold Timer)
 - Temperature
 - Basket Lift
 - Oil Dragout
 - AIF Temperature Display
 - Service (3000)
 - Locale (CE / Non-CE)
 - Energy Type (Gas / Electric)
 - Vat Type (Full / Split)
 - Basket Configuration
 - Oil System Type (JIB / Bulk)
 - Waste Oil (None / Bulk/Front Dispose)
 - Auto Top Off Vat (On / Off)
 - ATO Delay Time
 - ATO Type (Auto, Push Button, Both)
 - Filtration Time Settings
 - OQS Setup
 - OQS (Enable/Disable)
 - Oil Type (Oil Curve)
 - Display Type (Number/Text)
 - Discard Now (TPM Value)
 - Discard Soon (TPM Offset Value)
 - Dispose Delay Timer
 - Basic Auto Filter (Enable/Disable)
 - AM/PM Filter Settings
 - AM/PM Filter On/Off
 - Disable AM/PM Filter

Service

- Manager (1656)
 - E-Log
 - Passcode Setup
 - USB Menu Operation
 - Copy Menu from USB to Fryer
- Service (3000)
 - Manual Filtration
 - Password Reset
 - Tech Modes
 - Resets
 - Factory Menu (Resets Product Recipes)
 - Bad CRC (Resets Alert)
 - Recovery Fault Call Service (Resets Alert)
 - Reset Factory Resets (Resets to Factory Default)
 - Reset Report Card (Resets Report Card)
 - Toggle to Select
 - F° to C° / C° to F° (Toggles Temperature Scale)
 - Filter Pad Time Setup
 - Clear Statistics
 - Filter Stats Data (Clears Filter Stats)
 - E-Log (Clears E-Log Errors)
 - Software Upgrade
 - Vat Tuning (Engineering only)
 - Component Check (9000)
 - Blower
 - Demo Mode
 - FIB Reset 1
 - FIB Reset 2
- Crew
 - Hi-Limit Test

FQ4000 Information Statistics Menu Tree Taco Bell

Reflected below are the information statistics in the FQ4000 and the order in which the headings will be found in the controller.



FQELA-T FILTERQUICK™ ELECTRIC FRYERS

FQ4000 Menu Summary Trees














FQ4000 Menu Tree General Market/Burger King

Reflected below are the major programming sections in the FQ4000 and the order in which the headings will be found in the controller.




Filtration Menu

- Quick Filter
- Clean and Filter
- Polish
- OQS-Filter
- Drain to Pan
- Fill Vat from Pan
- Fill Vat from Bulk (Bulk Only)
- Pan to Waste (Bulk Only)
- Clean
- Dispose

Home Button

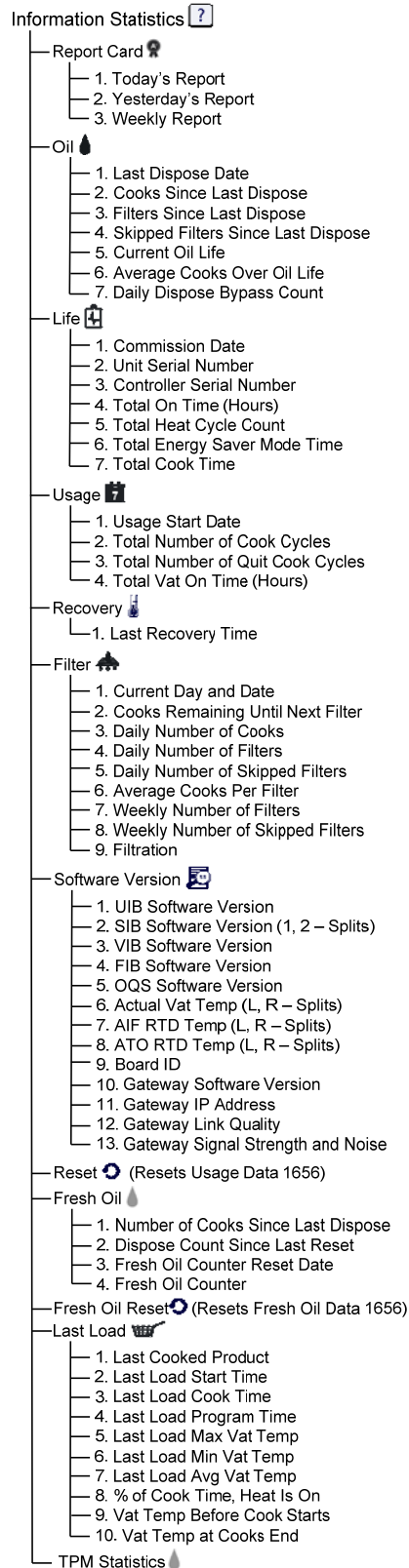
- Crew Mode (Cooking Mode) 
- Menus (1650) 
 - Create New
- Recipes (1650) 
 - Product Name
 - Temp 
 - Cook Time 
 - Sensitivity 
 - Hold Timer 
 - Shake 1 
 - Shake 2 
 - Filter 
- Settings 
 - Manager (1656) 
 - Language
 - Primary
 - Secondary
 - Date & Time
 - F° to C° / C° to F° (Toggles Temperature Scale)
 - Sound
 - Volume
 - Tone
 - Filter Attributes
 - Filter After (Cooks)
 - Filter Time (Hours)
 - Filter Off Time
 - Filtration Off Settings
 - Clean (Cold/Hot)
 - Energy Savings (Enabled, Temperature, Time)
 - Lane Assignments (# of Baskets)
 - Brightness
 - Screen Saver
 - Alarm Attributes
 - Shake Alarm Mode (Auto / Manual)
 - Hold Alarm Mode (Auto / Manual)
 - Alarm Timer (Shake Timer / Hold Timer)
 - Service (3000) 
 - Locale (CE / Non-CE)
 - Energy Type (Gas / Electric)
 - Vat Type (Full / Split)
 - Basket Configuration
 - Oil System Type (JIB / Bulk)
 - Waste Oil (None / Bulk/Front Dispose)
 - Auto Top Off Vat (On / Off)
 - ATO Delay Time
 - ATO Type (Auto, Push Button, Both)
 - Filtration Time Settings
 - OQS Setup
 - OQS (Enable/Disable)
 - Oil Type (Oil Curve)
 - Display Type (Number/Text)
 - Discard Now (TPM Value)
 - Discard Soon (TPM Offset Value)
 - Dispose Delay Timer
 - Basic Auto Filter (Enable/Disable)

Service

- Manager (1656) 
 - E-Log
 - Passcode Setup
 - USB Menu Operation
 - Copy Menu from USB to Fryer
- Service (3000) 
 - Manual Filtration
 - Password Reset
 - Tech Modes
 - Resets
 - Factory Menu (Resets Product Recipes)
 - Bad CRC (Resets Alert)
 - Recovery Fault Call Service (Resets Alert)
 - Reset Factory Resets (Resets to Factory Default)
 - Reset Report Card (Resets Report Card)
 - Toggle to Select
 - F° to C° / C° to F° (Toggles Temperature Scale)
 - Filter Pad Time Setup
 - Clear Statistics
 - Filter Stats Data (Clears Filter Stats)
 - E-Log (Clears E-Log Errors)
 - Software Upgrade
 - Vat Tuning (Engineering only)
 - Component Check (9000)
 - Blower
 - FIB Reset 1
 - FIB Reset 2
- Crew 
 - Hi-Limit Test

FQ4000 Information Statistics Menu Tree General Market/Burger King

Reflected below are the information statistics in the FQ4000 and the order in which the headings will be found in the controller.


















FQ4000 Menu Tree Taco Bell

Reflected below are the major programming sections in the FQ4000 and the order in which the headings will be found in the controller.



Filtration Menu

- AM Long Filter and OQS
- PM Short Filter and OQS
- OQS-Filter
- Dispose
- Drain to Pan
- Fill Vat from Pan
- Fill Vat from Bulk (Bulk Only)
- Pan to Waste (Bulk Only)

Home Button

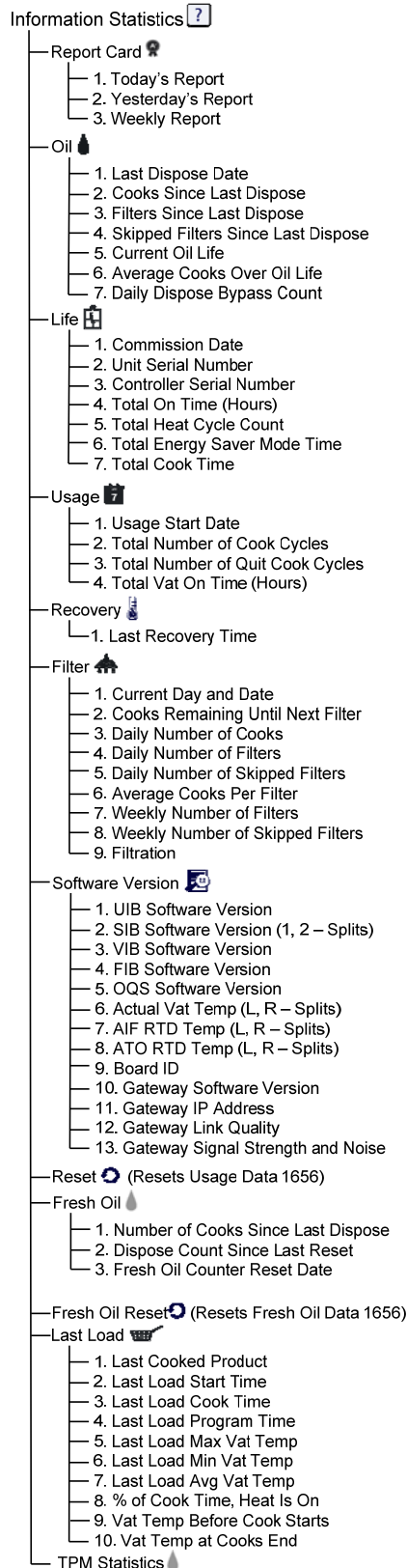
- Crew Mode (Cooking Mode) 
- Menus (1650) 
 - Create New
- Recipes (1650) 
 - Product Name
 - Temp 
 - Cook Time 
 - Basket Lift 
 - Sensitivity 
 - Shake 1 
 - Shake 2 
 - Filter 
 - Drain Timer 
 - Hold Timer 
- Settings 
 - Manager (1656) 
 - Language
 - Primary
 - Secondary
 - Date & Time
 - F° to C° / C° to F° (Toggles Temperature Scale)
 - Sound
 - Volume
 - Tone
 - Filter Attributes
 - Filter After (Cooks)
 - Filter Time (Hours)
 - Filter Off Time
 - Filter Off Settings
 - Clean (Cold/Hot)
 - AM Long Filter Time
 - AM Long Filter Delay Timer
 - PM Short Filter Time
 - PM Short Filter Delay Timer
 - Energy Savings (Enabled, Temperature, Time)
 - Lane Assignments (# of Baskets)
 - Brightness
 - Screen Saver
 - Alarm Attributes
 - Alarm Mode (Auto / Manual)
 - Alarm Timer (Drain Timer / Hold Timer)
 - Temperature
 - Basket Lift
 - Service (3000) 
 - Locale (CE / Non-CE)
 - Energy Type (Gas / Electric)
 - Vat Type (Full / Split)
 - Basket Configuration
 - Oil System Type (JIB / Bulk)
 - Waste Oil (None / Bulk/Front Dispose)
 - Auto Top Off Vat (On / Off)
 - ATO Delay Time
 - ATO Type (Auto, Push Button, Both)
 - Filtration Time Settings
 - OQS Setup
 - OQS (Enable/Disable)
 - Oil Type (Oil Curve)
 - Display Type (Number/Text)
 - Discard Now (TPM Value)
 - Discard Soon (TPM Offset Value)
 - Dispose Delay Timer
 - Basic Auto Filter (Enable/Disable)

Service

- Manager (1656) 
 - E-Log
 - Passcode Setup
 - USB Menu Operation
 - Copy Menu from USB to Fryer
- Crew 
 - Hi-Limit Test

FQ4000 Information Statistics Menu Tree Taco Bell

Reflected below are the information statistics in the FQ4000 and the order in which the headings will be found in the controller.



BIELA14-T McDonald's SERIES GEN III LOV™ ELECTRIC FRYERS

M4000 Menu Summary Trees














M4000 Menu Tree

Reflected below are the major programming sections in the M4000 and the order in which the headings will be found in the controller.




Filtration Menu

- Auto Filtration
- Maintenance Filter
- Dispose Oil
- Drain Oil
- Fill Vat from Drain Pan
- Fill Vat from Bulk (Bulk Only)
- Oil Pan to Waste (Bulk Only)
- Deep Clean

Home Button

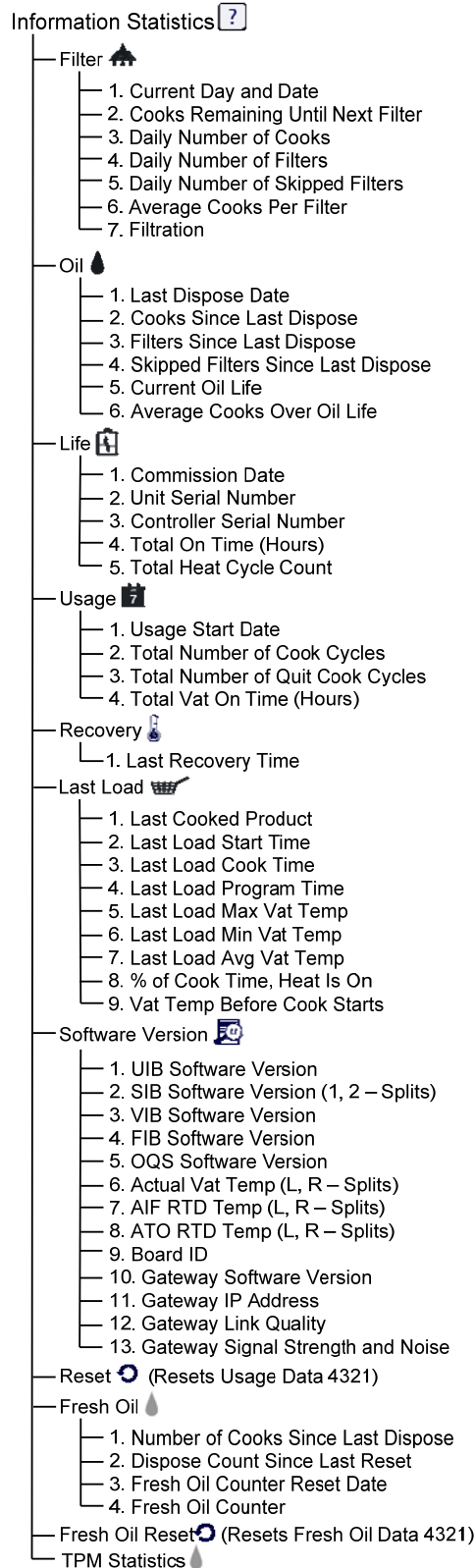
- Crew Mode (Cooking Mode) 
- Menus (1234) 
 - Create New
- Recipes (1234) 
 - Product Name
 - Temp 
 - Cook Time 
 - Load Size 
 - Quality Timer 
 - Shake 1 
 - Shake 2 
 - Filter 
- Settings 
 - Manager (1234) 
 - Language
 - Primary
 - Secondary
 - Date & Time (Set Time, Set Date, DST Setup)
 - F° to C° / C° to F° (Toggles Temperature Scale)
 - Sound
 - Volume
 - Tone
 - Filter Attributes
 - Filter After (Cooks)
 - Filter Time (Hours)
 - Filter Lockout
 - Filtration Lockout Time
 - Energy Savings (Enabled, Temperature, Time)
 - Lane Assignments (# of Baskets)
 - Brightness
 - Screen Saver
 - Service (1650) 
 - Locale (CE / Non-CE)
 - Energy Type (Gas / Electric)
 - Vat Type (Full / Split)
 - Basket Configuration
 - Oil System Type (JIB / Bulk)
 - Waste Oil (None / Bulk/Front Dispose)
 - Auto Top Off Vat (On / Off / User Prompted Top Off)
 - ATO Delay Time
 - Filtration Time Settings
 - Filtration Type (Solid / Liquid)
 - OQS Setup
 - OQS (Enable/Disable)
 - Oil Type (Oil Curve)
 - Display Type (Number/Text)
 - Discard Now (TPM Value)
 - Discard Soon (TPM Offset Value)
 - Dispose Delay Timer
 - Temperature Display (Enable,Disable)
 - AIF/ATO Temp Display (Enable,Disable)

Service

- Manager (4321) 
 - E-Log
 - Passcode Setup
 - USB Menu Operation
 - Copy Menu from USB to Fryer
- Service (1650) 
 - Manual Filtration
 - Password Reset
 - Tech Modes
 - Resets
 - Factory Menu (Resets Product Recipes)
 - Bad CRC (Resets Alert)
 - Recovery Fault Call Service (Resets Alert)
 - Reset Factory Resets (Resets to Factory Default)
 - Toggle to Select
 - F° to C° / C° to F° (Toggles Temperature Scale)
 - Filter Pad Time Setup
 - Clear Statistics
 - Filter Stats Data (Clears Filter Stats)
 - E-Log (Clears E-Log Errors)
 - Software Upgrade
 - Vat Tuning (Engineering only)
 - Component Check (9000)
 - Blower
 - Demo Mode
 - Replace OQS Sensor (Enable/Disable)
 - Reset OQS
 - FIB Reset 1
 - FIB Reset 2
- Crew 
 - Hi-Limit Test

M4000 Information Statistics Menu Tree

Reflected below are the information statistics in the M4000 and the order in which the headings will be found in the controller.

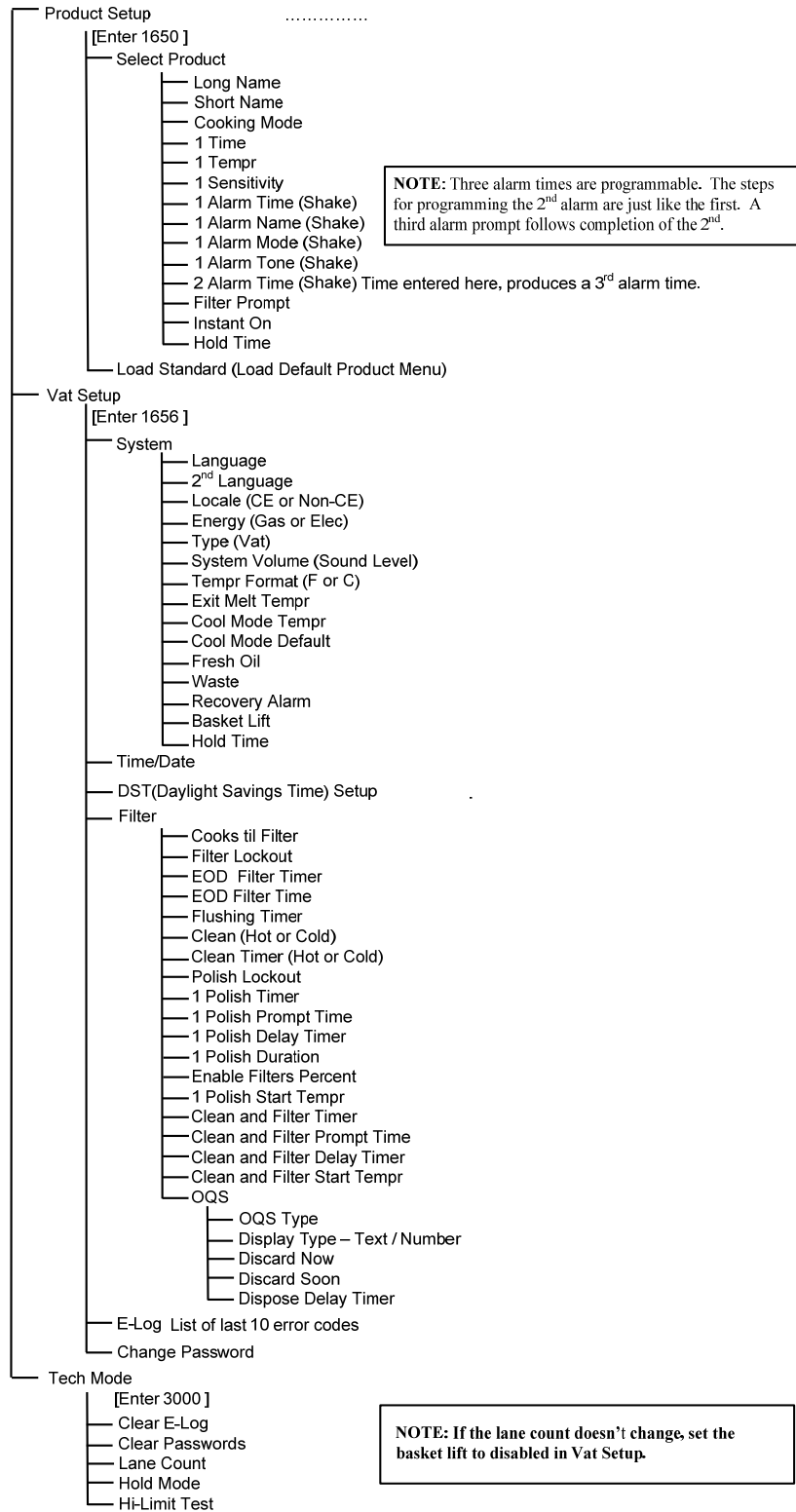


Menu Trees

FilterQuick™ Controller Setup Menu Tree

Main Menu and Tech Modes

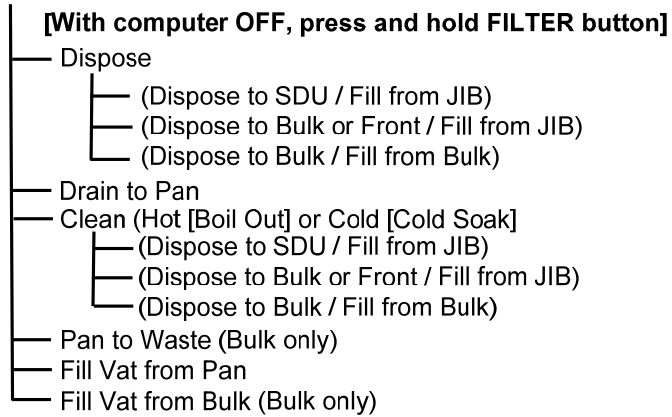
[With computer OFF, press and hold ✓(check) button 10 seconds, displays Main Menu - Product Setup]



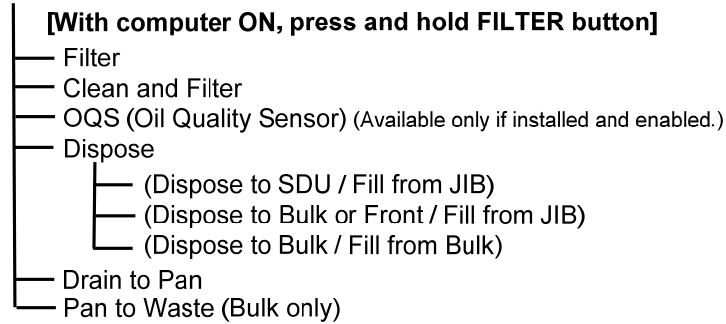
Polishing
Scan Mode

FilterQuick™ Filter and Info Mode Menu Tree

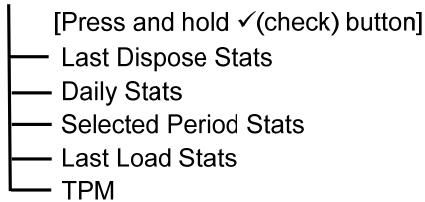
Filter Menu



Filter Menu



Info Mode

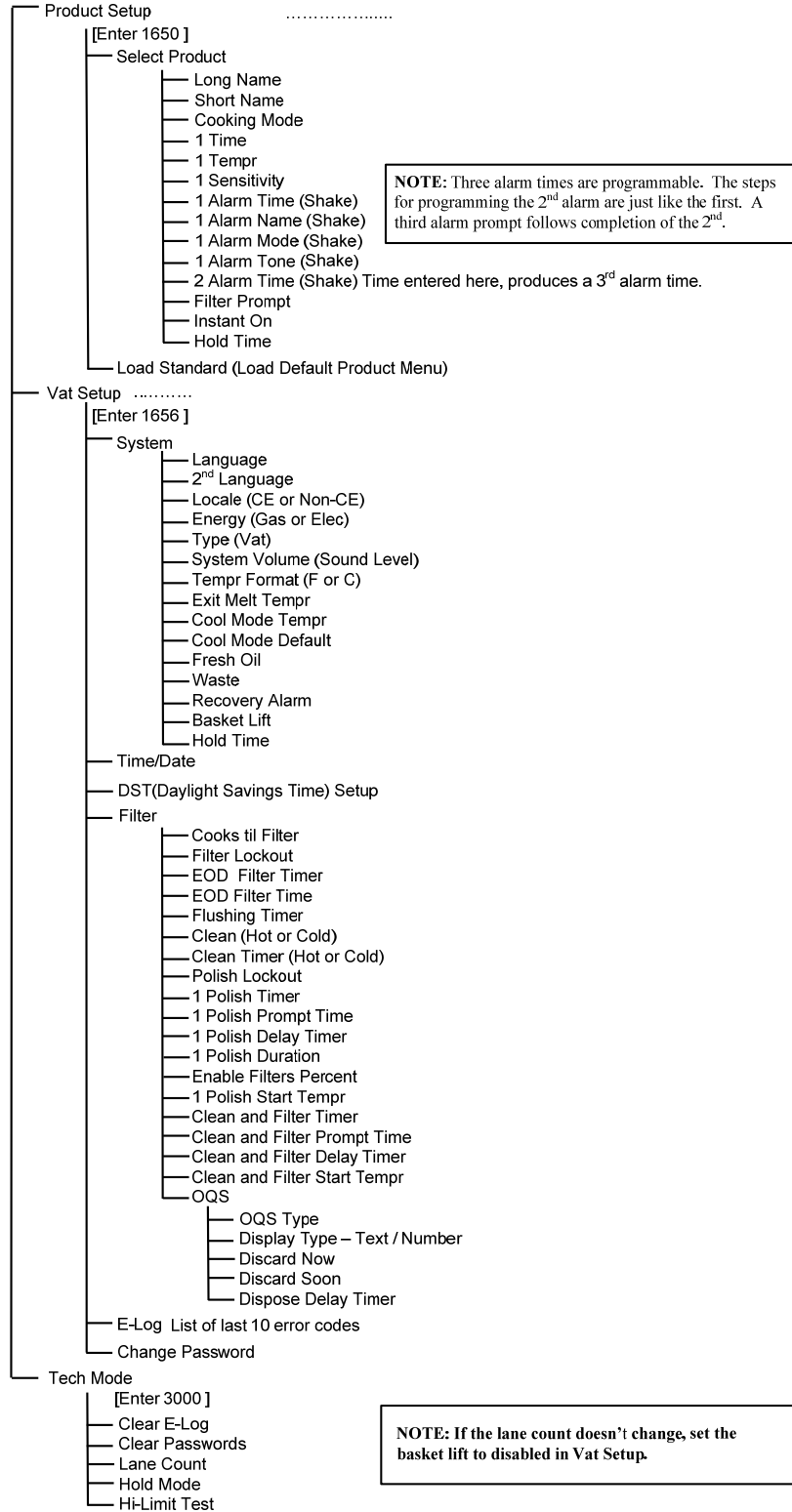


Menu Trees

FilterQuick™ Controller Setup Menu Tree

Main Menu and Tech Modes

[With computer OFF, press and hold ✓(check) button 10 seconds, displays Main Menu - Product Setup]



NOTE: Three alarm times are programmable. The steps for programming the 2nd alarm are just like the first. A third alarm prompt follows completion of the 2nd.

NOTE: If the lane count doesn't change, set the basket lift to disabled in Vat Setup.

Polishing

Scan Mode

FilterQuick™ Filter and Info Mode Menu Tree

Filter Menu

- [With computer OFF, press and hold FILTER button]**
- Dispose
 - (Dispose to SDU / Fill from JIB)
 - (Dispose to Bulk or Front / Fill from JIB)
 - (Dispose to Bulk / Fill from Bulk)
- Drain to Pan
- Clean (Hot [Boil Out] or Cold [Cold Soak])
 - (Dispose to SDU / Fill from JIB)
 - (Dispose to Bulk or Front / Fill from JIB)
 - (Dispose to Bulk / Fill from Bulk)
- Pan to Waste (Bulk only)
- Fill Vat from Pan
- Fill Vat from Bulk (Bulk only)

Filter Menu

- [With computer ON, press and hold FILTER button]**
- Filter
- Clean and Filter
- OQS (Oil Quality Sensor) (Available only if installed and enabled.)
- Dispose
 - (Dispose to SDU / Fill from JIB)
 - (Dispose to Bulk or Front / Fill from JIB)
 - (Dispose to Bulk / Fill from Bulk)
- Drain to Pan
- Pan to Waste (Bulk only)

Info Mode

- [Press and hold ✓(check) button]**
- Last Dispose Stats
- Daily Stats
- Selected Period Stats
- Last Load Stats
- TPM

M3000 Menu Summary Tree

Reflected below are the major programming sections in the M3000 and the order in which submenu headings will be found under the sections in the Installation and Operation Manual.

Filter Menu

[Press and hold ◀ FLTR or FLTR ▶]

- Auto Filter
- Maint Filter
- Dispose
- Drain to Pan
- Fill Vat from Drain Pan
- Fill Vat from Bulk (Bulk Only)
- Pan to Waste (Bulk Only)

Programming

Level 1 Program

[Press and hold TEMP and INFO buttons, 2 beeps, displays Level 1, enter 1234]

- Product Selection
 - Name
 - Cook Time
 - Temp
 - Cook ID
 - Duty Time 1
 - Duty Time 2
 - Qual Tmr
 - AIF Disable
 - Assign Btn
- AIF Clock ..
 - Disabled
 - Enabled
- Deep Clean Mode
- High-Limit Test
- Fryer Setup

Level 2 Program (Manager Level)

[Press and hold TEMP and INFO buttons, 3 beeps, displays Level 2, enter 1234]

- Prod Comp Sensitivity for product
- E-Log Log of last 10 error codes
- Password Setup Change passwords
 - Setup [enter 1234]
 - Usage [enter 4321]
 - Level 1 [enter 1234]
 - Level 2 [enter 1234]
- Alert Tone Volume and Tone
 - Volume 1-9
 - Tone 1-3
- Filter After Sets number of cooks before filter prompt
- Filter Time Sets amount of time between filter cycles

Tech Mode

[Press and hold ◀ and ▶ for 10 seconds, 3 beeps, displays TECH MODE, enter 1550]

- Clear Passwords
- Filter Pad Time

Info Mode

[Press and hold INFO for 3 seconds, displays Info Mode]

- Full/Split Vat Configuration
 - Filter Stats ..
 - Review Usage ..
 - Last Load ..
 - TPM ..

M3000 Menu Summary Tree

Reflected below are the major programming sections in the M3000 and the order in which submenu headings will be found under the sections in the Installation and Operation Manual.

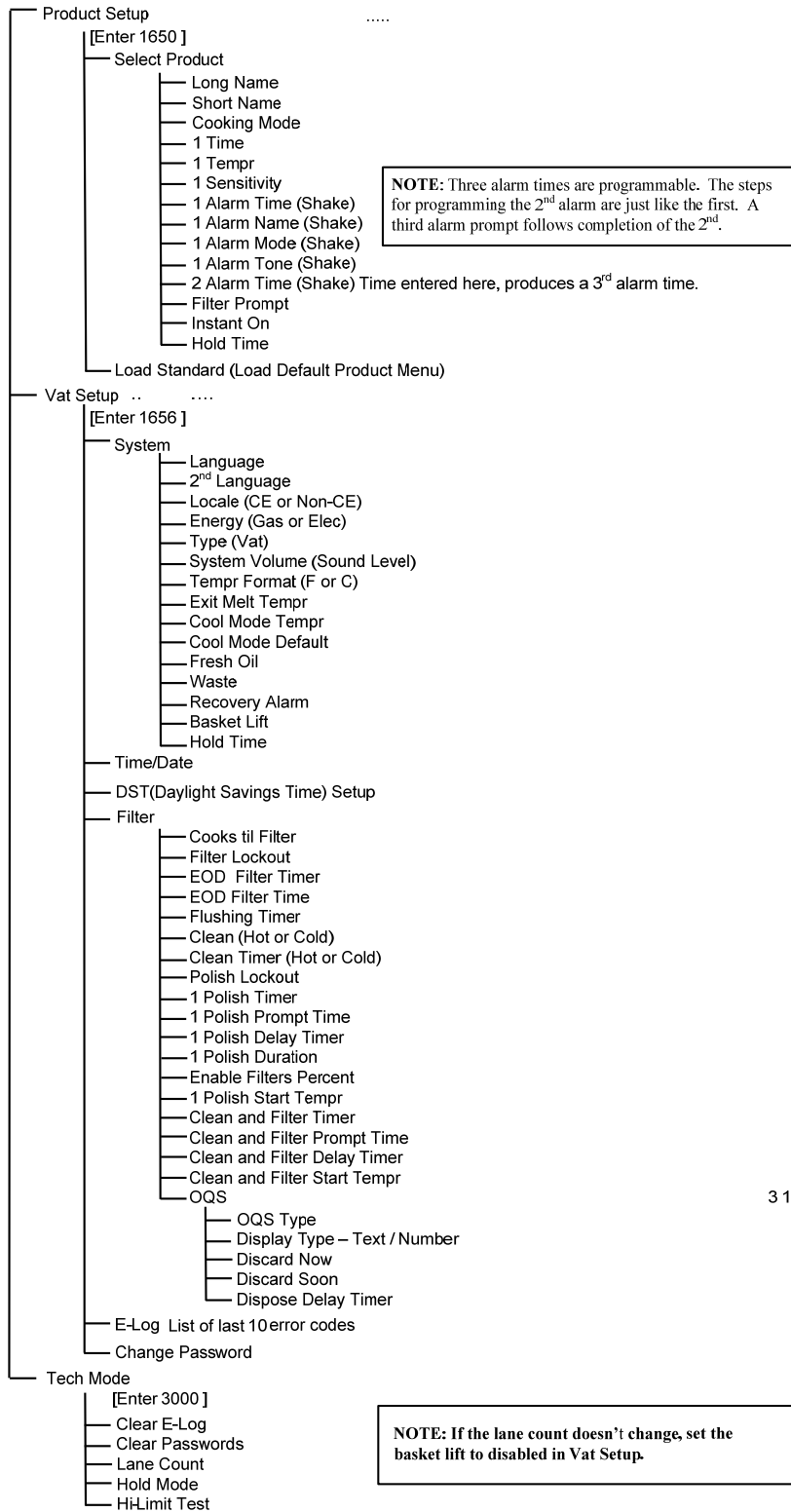
Filter Menu	4.11
[Press and hold ◀ FLTR or FLTR ▶]	
├ Auto Filter	
├ Maint Filter	
├ Dispose	
├ Drain to Pan	
├ Fill Vat from Drain Pan	
├ Fill Vat from Bulk (Bulk Only)	
└ Pan to Waste (Bulk Only)	
Programming	4.12
├ Level 1 Program	4.12
[Press and hold TEMP and INFO buttons, 2 beeps, displays Level 1, enter 1234]	
├ Product Selection	4.10.2
├ Name	
├ Cook Time	
├ Temp	
├ Cook ID	
├ Duty Time 1	
├ Duty Time 2	
├ Qual Tmr	
├ AIF Disable	
└ Assign Btn	
├ AIF Clock	4.12.1
├ Disabled	
└ Enabled	
├ Deep Clean Mode	4.12.2
├ High-Limit Test	4.12.3
└ Fryer Setup	
├ Level 2 Program (Manager Level)	
[Press and hold TEMP and INFO buttons, 3 beeps, displays Level 2, enter 1234]	
├ Prod Comp Sensitivity for product	
├ E-Log Log of last 10 error codes	
├ Password Setup Change passwords	
├ Setup [enter 1234]	
├ Usage [enter 4321]	
├ Level 1 [enter 1234]	
└ Level 2 [enter 1234]	
├ Alert Tone Volume and Tone	
├ Volume 1-9	
└ Tone 1-3	
├ Filter After Sets number of cooks before filter prompt	
└ Filter Time Sets amount of time between filter cycles	
├ Tech Mode	
[Press and hold ◀ and ▶ for 10 seconds, 3 beeps, displays TECH #00E, enter 1550]	
├ Clear Passwords	
└ Filter Pad Time	
├ Info Mode	
[Press and hold INFO for 3 seconds, displays Info Mode]	
├ Full/Split Vat Configuration	
├ Filter Stats	
├ Review Usage	
└ Last Load	

Menu Trees

FilterQuick™ Controller Setup Menu Tree

Main Menu and Tech Modes

[With computer OFF, press and hold ✓(check) button 10 seconds, displays Main Menu - Product Setup]



NOTE: Three alarm times are programmable. The steps for programming the 2nd alarm are just like the first. A third alarm prompt follows completion of the 2nd.

3 1

NOTE: If the lane count doesn't change, set the basket lift to disabled in Vat Setup.

Polishing
Scan Mode

FilterQuick™ Filter and Info Mode Menu Tree

Filter Menu

- [With computer OFF, press and hold FILTER button]**
- Dispose
 - (Dispose to SDU / Fill from JIB)
 - (Dispose to Bulk or Front / Fill from JIB)
 - (Dispose to Bulk / Fill from Bulk)
- Drain to Pan
- Clean (Hot [Boil Out] or Cold [Cold Soak])
 - (Dispose to SDU / Fill from JIB)
 - (Dispose to Bulk or Front / Fill from JIB)
 - (Dispose to Bulk / Fill from Bulk)
- Pan to Waste (Bulk only)
- Fill Vat from Pan
- Fill Vat from Bulk (Bulk only)

Filter Menu

- [With computer ON, press and hold FILTER button]**
- Filter
- Clean and Filter
- OQS (Oil Quality Sensor) (Available only if installed and enabled.)
- Dispose
 - (Dispose to SDU / Fill from JIB)
 - (Dispose to Bulk or Front / Fill from JIB)
 - (Dispose to Bulk / Fill from Bulk)
- Drain to Pan
- Pan to Waste (Bulk only)

Info Mode

- [Press and hold ✓(check) button]**
- Last Dispose Stats
- Daily Stats
- Selected Period Stats
- Last Load Stats
- TPM